



Big Dutchman®



Pullet Cage Systems

The ultimate flexibility in pullet cage systems

Big Dutchman offers you the ultimate flexibility in pullet cage systems, with a variety of cage styles to meet your specific needs.

Choose the best arrangement for you

Big Dutchman pullet cages are available in a variety of configurations—stands at four or five foot (1.23 or 1.57 meter) apart; cage sizes 24" or 30" (61 or 73 cm) wide and 14", 15", or 16" (35.5, 37, or 41 cm) tall; and three- or four-tier configurations.

Step rails allow you to easily reach top cages for bird placement and removal, while protecting lower cages from carts.

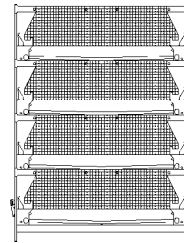
The StartRite™ Pullet Cage System, new from Big Dutchman, features stands eight feet (2.5 m) apart and double-galvanized cage wire.

StartRite also features a proven truss-rod suspension that provides outstanding alignment and stability throughout the durable A-frame system.

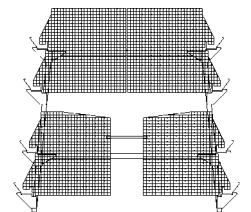
Big Dutchman cage systems provide a variety of manure handling options to provide you with the best possible system to meet your needs.

Choose from the following:

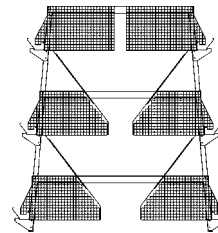
- Stak™ systems, featuring a belt under each cage for manure drying and automated removal
- Dropping board systems with mechanical scraper and power unit
- Plastic curtains
- Drop-through configurations



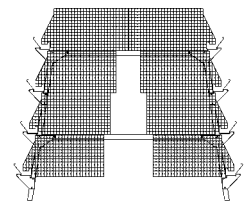
belt



dropping board



curtain



drop-through

Let a Big Dutchman representative recommend the best cage configuration for your specific needs—fax a building drawing to (616) 392-6188, send e-mail to bigd@bigdutchmanusa.com, or call (616) 392-5981 for more information.



Drinker height is easily adjustable as birds grow.

A variety of manure handling options are available. A drop-through configuration with dropping boards is shown here.

Big Dutchman pullet cages feature 1" square (25 mm square) welded wire mesh.



The patented feed trough provides easy access to feed for birds at all stages.

The heavy-duty frame makes Big Dutchman cages exceptionally durable.

Big Dutchman's proven Champion™ chain-feeding system provides uniform feed distribution.

You'll get great starts and uniform flocks with Big Dutchman pullet cage systems

Big Dutchman pullet cages feature the proven **Champion™ Chain Feeding System**, which provides ample feed that's easily accessible to birds. The Champion chain feeding system provides better feed conversions and less mortality.

Champion advantages

The **Champion Chain Feeding System** provides uniform feed distribution in a reliable, durable package. **Recent innovations have made the Champion chain feeder better than ever.**

- The Champion chain presents feed according to the producer's management schedule—not the manufacturer's schedule.
- The patented feed trough provides improved access: birds can easily get to feed, and the manager can easily access the feed chain from outside of the cages.
- The large-capacity trough reduces competition for feed.
- The hopper's internal remix wheel reduces waste.
- Variable operating speeds.
- Feed trough is constructed of 20-gauge galvanized steel for maximum durability, with swaged ends for easy installation.

The **Champion feed gate** regulates the amount of feed coming from the hopper, keeping a consistent supply of feed on the chain. Through incremental adjustments, **the feed gate accurately provides the right amount of feed from day one through grow-out.**



The feed trough's hinged grille keeps young birds off the feed chain while allowing them easy access to feed.



The grille is raised after approximately five weeks to allow additional access for growing birds. Only one adjustment is needed during the growing cycle.

Choose the best drive system configuration for your house

Big Dutchman's reliable, energy-efficient drive units are available in independent- and dual-drive configurations.

The independent-drive unit is perfect for typical, medium-length pullet buildings. Corner wear and load are reduced, increasing the life of all components.

Independent-drive units are available in belt- or direct-drive models with the following specifications:

- Belt-drive unit—20/40 feet per minute (6.1/12.2 meters per minute).
- Direct-drive unit—42 feet per minute (12.8 meters per minute).

The dual-drive configuration accommodates larger buildings.

The load on all four corners is equal, for an extended life. This direct-drive unit operates at 42 fpm (13.5 mpm) at 60 cycles.

A new multi-stage control system can be easily programmed with up to 12 different feeding and 20 stimulation times.



With the independent-drive unit, the drive units (above) are separated from the hoppers (below), helping increase the life of system components.



Superior durability in pullet cages

Big Dutchman's 1" square (25 mm square) welded wire mesh can be double-galvanized to provide a protective zinc coating bonded over every wire and joint. Depending on the cage model, this double-galvanized wire may be standard on cage bottoms, backs, partitions, and doors, where corrosion protection is especially important.

Big Dutchman's Bilt-Rite wire plant fabricates and galvanizes all the wire used in Big Dutchman pullet cage systems. **We continuously develop and perfect new technologies to provide the poultry industry with superior durability in pullet cages.**

Refer to individual cage profile sheets for current technical specifications.

Big Dutchman components complete your cage system

Big Dutchman's nipple watering system

- Low-pressure nipple drinker has a triple seal, reducing the probability of leaks.
- Fully-enclosed watering system keeps dirt out and water clean.
- Drinker height is easily adjustable manually or using a winch, providing immediate water access for day-old birds and grown birds alike.



Big Dutchman's bulk feed handling systems

Flex-vey® Auger Fill Systems

- Carry feed from feed tanks to the house.
- Single or tandem bin installations and single or double systems.
- Customized to meet your needs.

Feed bins

- Die-formed and constructed of galvanized metal for maximum strength and years of use.



P.O. Box 1017 • Holland, Michigan 49422-1017 • USA
telephone (616) 392-5981 • fax (616) 392-6188
www.bigdutchmanusa.com • bigd@bigdutchmanusa.com

In the interest of progress,
technical details are subject
to change.